

Web Site Ad Hoc Committee Report

At this time there are no major issues to report regarding the ISHS web page.

Attached to this report you will find usage statistics for the period January 1–December 13, 2021. The seven reports show the number of views of our most popular pages, the number of new versus returning visitors, which type of device was used to access our various pages, which browser was used, the location by country of our users, the location by city of our users, and which language was used. These reports were generated by Google Analytics

If you haven't already done so, check out the ISHS Store section on the web site. In addition to books, there are past issues of the *Journal* along with art work, stationary, and the ISHS Holiday Ornament available for purchase. **ISHS members will receive a 20% discount on all items by using the coupon code ISHS2022.** All proceeds from these sales will be used to support the ISHS. This year's Store sales generated \$1,900 for the ISHS.

A gentle reminder to all, if you are an online shopper, please consider using Amazon Smile. Amazon will donate 0.5% of your purchase to the ISHS. Just go to Amazon Smile (<https://smile.amazon.com/>) and select the Illinois State Historical Society as the charity you wish to support. Ask your family and friends to help support the ISHS by shopping on Amazon Smile. Every little bit helps.

If you have an Event or a News item from your locality, please submit it for posting on our Calendar of Events. Posting is usually done within 24 hours.

As always, should any member find errors that need to be corrected or have any concerns or suggestions pertaining to the web site, please inform the ISHS staff.

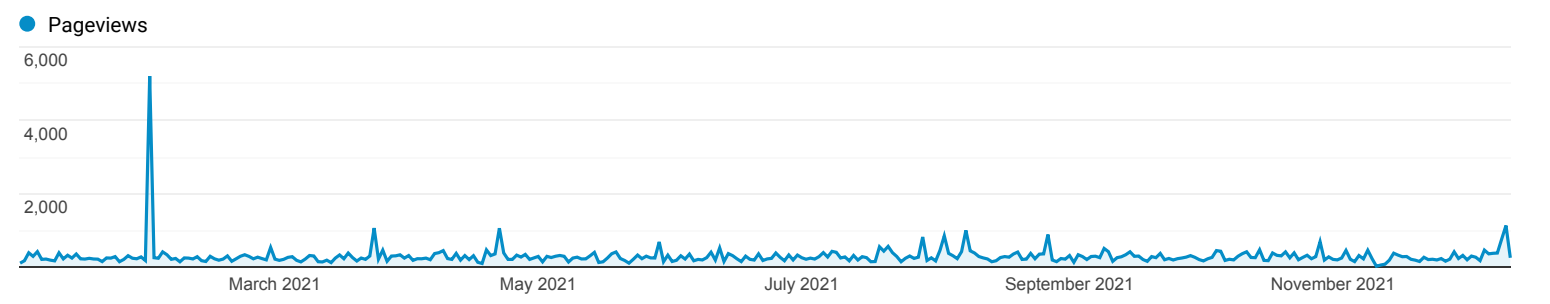
Respectfully submitted,
Elaine Shemoney Evans

Pages

All Users
100.00% Pageviews

Jan 1, 2021 - Dec 12, 2021

Explorer



Page Title	Pageviews	Unique Pageviews	Avg. Time on Page	Entrances	Bounce Rate	% Exit	Page Value
	105,136 % of Total: 100.00% (105,136)	77,539 % of Total: 100.00% (77,539)	00:00:58 Avg for View: 00:00:58 (0.00%)	40,080 % of Total: 100.00% (40,080)	69.19% Avg for View: 69.19% (0.00%)	38.12% Avg for View: 38.12% (0.00%)	\$0.00 % of Total: 0.00% (\$0.00)
1. Welcome	14,311 (13.61%)	10,901 (14.06%)	00:01:06	9,059 (22.60%)	47.47%	40.72%	\$0.00 (0.00%)
2. CountyMarkers	9,475 (9.01%)	5,005 (6.45%)	00:00:19	334 (0.83%)	45.51%	5.45%	\$0.00 (0.00%)
3. MarkerDetails	9,030 (8.59%)	8,386 (10.82%)	00:01:07	2,119 (5.29%)	80.61%	28.16%	\$0.00 (0.00%)
4. (not set)	6,525 (6.21%)	5,742 (7.41%)	00:00:14	5,687 (14.19%)	86.78%	87.16%	\$0.00 (0.00%)
5. County Map	5,966 (5.67%)	2,609 (3.36%)	00:00:27	1,351 (3.37%)	71.43%	22.23%	\$0.00 (0.00%)
6. Historical Markers	3,882 (3.69%)	2,766 (3.57%)	00:00:44	1,214 (3.03%)	38.71%	25.35%	\$0.00 (0.00%)
7. Search Results	3,808 (3.62%)	3,038 (3.92%)	00:00:32	76 (0.19%)	50.00%	26.26%	\$0.00 (0.00%)
8. Journal	3,520 (3.35%)	2,517 (3.25%)	00:00:47	1,241 (3.10%)	44.08%	27.33%	\$0.00 (0.00%)
9. User Profile	2,854 (2.71%)	1,764 (2.27%)	00:01:48	866 (2.16%)	52.66%	30.06%	\$0.00 (0.00%)
10. Find a Marker	2,733 (2.60%)	2,186 (2.82%)	00:02:33	1,782 (4.45%)	66.05%	60.48%	\$0.00 (0.00%)
11. Store Admin	2,332 (2.22%)	1,124 (1.45%)	00:00:38	9 (0.02%)	0.00%	0.81%	\$0.00 (0.00%)
12. Illinois Heritage	1,964 (1.87%)	1,413 (1.82%)	00:00:44	495 (1.24%)	47.68%	23.83%	\$0.00 (0.00%)
13. Photo Gallery	1,926 (1.83%)	1,357 (1.75%)	00:00:46	605 (1.51%)	69.09%	33.70%	\$0.00 (0.00%)
14. Resources	1,612 (1.53%)	1,394 (1.80%)	00:02:11	900 (2.25%)	68.78%	62.72%	\$0.00 (0.00%)
15. Illinois State Historical Society	1,576 (1.50%)	1,125 (1.45%)	00:00:50	149 (0.37%)	44.97%	15.86%	\$0.00 (0.00%)
16. History Timeline	1,220 (1.16%)	1,107 (1.43%)	00:03:51	1,006 (2.51%)	88.57%	83.93%	\$0.00 (0.00%)
17. Become a Member	1,147 (1.09%)	909 (1.17%)	00:01:43	112 (0.28%)	74.11%	36.97%	\$0.00 (0.00%)
18. Videos	1,042 (0.99%)	785 (1.01%)	00:01:33	318 (0.79%)	78.30%	41.84%	\$0.00 (0.00%)
19. Calendar	1,038 (0.99%)	644 (0.83%)	00:01:14	127 (0.32%)	60.63%	27.46%	\$0.00 (0.00%)
20. Illinois State Historical Society > Publications	1,017 (0.97%)	814 (1.05%)	00:00:37	297 (0.74%)	41.75%	24.48%	\$0.00 (0.00%)

21.	Our Staff	937 (0.89%)	779 (1.00%)	00:01:41	237 (0.59%)	73.84%	49.09%	\$0.00 (0.00%)
22.	Mission and Principles	928 (0.88%)	627 (0.81%)	00:02:38	109 (0.27%)	77.98%	44.50%	\$0.00 (0.00%)
23.	Illinois State Historical Society > Scholarships > Verna Ross Orndorff Scholarship	872 (0.83%)	784 (1.01%)	00:01:50	624 (1.56%)	92.95%	77.29%	\$0.00 (0.00%)
24.	Board Members	821 (0.78%)	519 (0.67%)	00:01:23	74 (0.18%)	75.68%	24.00%	\$0.00 (0.00%)
25.	2021 ISHS History Symposium	802 (0.76%)	619 (0.80%)	00:02:10	378 (0.94%)	79.89%	57.36%	\$0.00 (0.00%)
26.	User Log In	778 (0.74%)	536 (0.69%)	00:00:22	81 (0.20%)	35.80%	7.46%	\$0.00 (0.00%)
27.	Illinois State Historical Society > Awards > Annual Awards	726 (0.69%)	568 (0.73%)	00:01:32	259 (0.65%)	64.48%	45.04%	\$0.00 (0.00%)
28.	Books - Page -1	710 (0.68%)	280 (0.36%)	00:01:14	15 (0.04%)	46.67%	7.61%	\$0.00 (0.00%)
29.	Centennial Business Awards	565 (0.54%)	446 (0.58%)	00:02:05	268 (0.67%)	86.19%	67.43%	\$0.00 (0.00%)
30.	Store Account	538 (0.51%)	224 (0.29%)	00:00:43	42 (0.10%)	66.67%	16.91%	\$0.00 (0.00%)
31.	Illinois State Historical Society > Welcome	422 (0.40%)	374 (0.48%)	00:01:28	19 (0.05%)	57.89%	10.66%	\$0.00 (0.00%)
32.	Illinois State Historical Society > Awards > Olive Foster Outstanding Teacher Award	390 (0.37%)	311 (0.40%)	00:01:36	203 (0.51%)	82.27%	52.56%	\$0.00 (0.00%)
33.	Illinois State Historical Society > Scholarships > King V. Hostick Scholarship	377 (0.36%)	308 (0.40%)	00:01:37	177 (0.44%)	90.40%	58.09%	\$0.00 (0.00%)
34.	Illinois State Historical Society > Awards > Sesquicentennial Houses of Worship	358 (0.34%)	332 (0.43%)	00:02:16	258 (0.64%)	87.60%	74.02%	\$0.00 (0.00%)
35.	Journal of the Illinois State Historical Society - Page -1	339 (0.32%)	109 (0.14%)	00:00:34	10 (0.02%)	70.00%	6.78%	\$0.00 (0.00%)
36.	Newsroom	338 (0.32%)	222 (0.29%)	00:00:57	48 (0.12%)	79.17%	17.75%	\$0.00 (0.00%)
37.	Russell P. Strange Memorial Book Award	321 (0.31%)	268 (0.35%)	00:00:46	144 (0.36%)	75.69%	50.16%	\$0.00 (0.00%)
38.	Scholarships	317 (0.30%)	270 (0.35%)	00:00:55	128 (0.32%)	67.97%	37.54%	\$0.00 (0.00%)
39.	Submission Guidelines	311 (0.30%)	265 (0.34%)	00:01:33	54 (0.13%)	74.07%	54.02%	\$0.00 (0.00%)
40.	Journal of the Illinois State Historical Society, Fall/Winter 2020	276 (0.26%)	228 (0.29%)	00:01:54	75 (0.19%)	88.00%	44.57%	\$0.00 (0.00%)
41.	"Echoes of Yesteryear: A Walk through Oak Ridge Cemetery"	258 (0.25%)	238 (0.31%)	00:03:19	212 (0.53%)	88.68%	83.33%	\$0.00 (0.00%)
42.	Journal of the Illinois State Historical Society, Spring 2021	254 (0.24%)	201 (0.26%)	00:01:49	129 (0.32%)	78.29%	50.79%	\$0.00 (0.00%)
43.	Headin' to the Promised Land: The Great Migration	242 (0.23%)	219 (0.28%)	00:01:36	217 (0.54%)	89.86%	88.84%	\$0.00 (0.00%)
44.	Journal of the Illinois State Historical Society - Page 2	223 (0.21%)	19 (0.02%)	00:01:17	2 (0.00%)	0.00%	1.79%	\$0.00 (0.00%)
45.	User Accounts	220 (0.21%)	54 (0.07%)	00:00:28	0 (0.00%)	0.00%	0.45%	\$0.00 (0.00%)
46.	Liberty Bell of the West Celebration (Kaskaskia Island)	214 (0.20%)	205 (0.26%)	00:07:18	204 (0.51%)	94.12%	94.39%	\$0.00 (0.00%)
47.	Best of Illinois History Awards 2021	201 (0.19%)	162 (0.21%)	00:00:41	28 (0.07%)	78.57%	30.85%	\$0.00 (0.00%)
48.	Illinois State Historical Society > Support Us > Make a Donation	174 (0.17%)	124 (0.16%)	00:01:11	58 (0.14%)	79.31%	39.08%	\$0.00 (0.00%)
49.	Marker Editor	173 (0.16%)	21 (0.03%)	00:00:46	0 (0.00%)	0.00%	0.58%	\$0.00 (0.00%)
50.	Books - Page 2	172 (0.16%)	82 (0.11%)	00:01:05	4 (0.01%)	75.00%	13.95%	\$0.00 (0.00%)

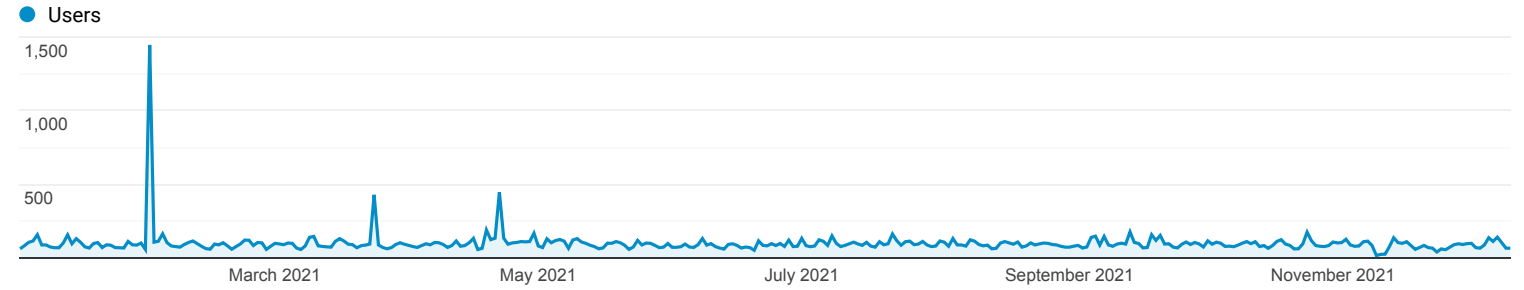
New vs Returning

All Users
100.00% Users

Jan 1, 2021 - Dec 12, 2021

Explorer

Summary



User Type	Acquisition			Behavior			Conversions		
	Users	New Users	Sessions	Bounce Rate	Pages / Session	Avg. Session Duration	Goal Conversion Rate	Goal Completions	Goal Value
	29,854 % of Total: 100.00% (29,854)	30,013 % of Total: 100.03% (30,004)	40,081 % of Total: 100.00% (40,081)	69.19% Avg for View: 69.19% (0.00%)	2.62 Avg for View: 2.62 (0.00%)	00:01:34 Avg for View: 00:01:34 (0.00%)	0.00% Avg for View: 0.00% (0.00%)	0 % of Total: 0.00% (0)	\$0.00 % of Total: 0.00% (\$0.00)
1. New Visitor	29,771 (87.79%)	30,013 (100.00%)	30,013 (74.88%)	69.37%	2.30	00:01:15	0.00%	0 (0.00%)	\$0.00 (0.00%)
2. Returning Visitor	4,142 (12.21%)	0 (0.00%)	10,068 (25.12%)	68.64%	3.59	00:02:32	0.00%	0 (0.00%)	\$0.00 (0.00%)

Rows 1 - 2 of 2

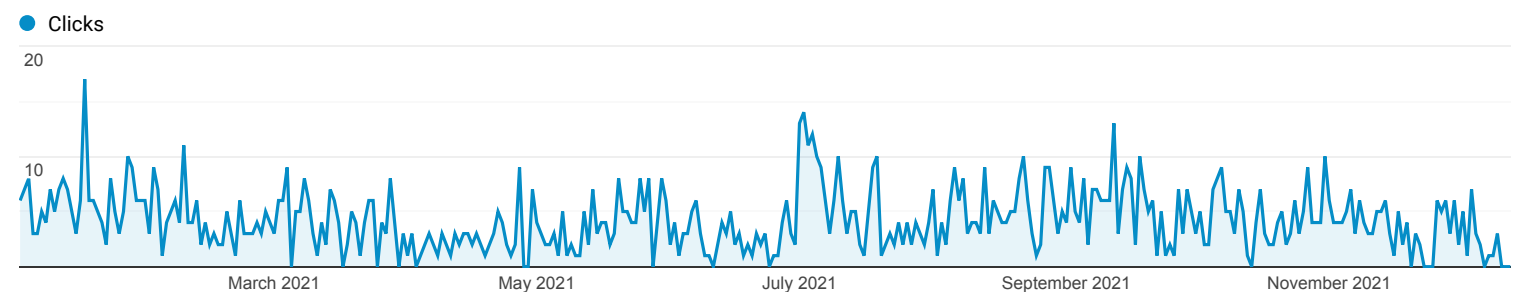
Devices

Google Search: Top 1,000 daily Landing Pages.

All Users
100.00% Clicks

Jan 1, 2021 - Dec 13, 2021

Search Console



Device Category	Acquisition					Behavior		Conversions		
	Impressions	Clicks	CTR	Average Position	Sessions	Bounce Rate	Pages / Session	Goal Completions	Goal Value	Goal Conversion Rate
	53,176 % of Total: 100.00% (53,176)	1,470 % of Total: 100.00% (1,470)	2.76% Avg for View: 2.76% (0.00%)	25 Avg for View: 25 (0.00%)	23,219 % of Total: 57.81% (40,164)	63.73% Avg for View: 69.16% (-7.86%)	2.96 Avg for View: 2.62 (12.70%)	0 % of Total: 0.00% (0)	\$0.00 % of Total: 0.00% (\$0.00)	0.00% Avg for View: 0.00% (0.00%)
1. desktop	31,620 (59.46%)	500 (34.01%)	1.58%	31	14,156 (60.97%)	59.22%	3.28	0 (0.00%)	\$0.00 (0.00%)	0.00%
2. mobile	20,452 (38.46%)	895 (60.88%)	4.38%	15	8,412 (36.23%)	71.04%	2.41	0 (0.00%)	\$0.00 (0.00%)	0.00%
3. tablet	1,104 (2.08%)	75 (5.10%)	6.79%	12	651 (2.80%)	67.28%	2.96	0 (0.00%)	\$0.00 (0.00%)	0.00%

Rows 1 - 3 of 3

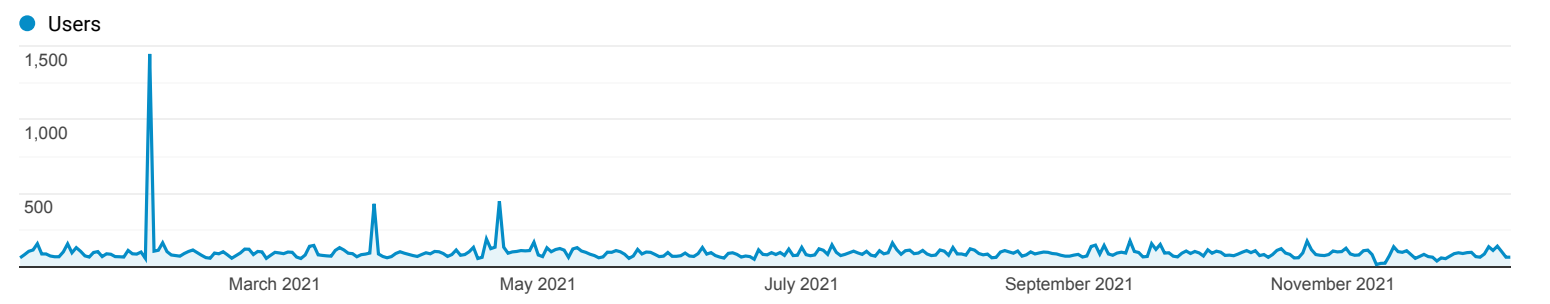
Browser & OS

All Users
100.00% Users

Jan 1, 2021 - Dec 12, 2021

Explorer

Summary



Browser	Acquisition			Behavior			Conversions		
	Users	New Users	Sessions	Bounce Rate	Pages / Session	Avg. Session Duration	Goal Conversion Rate	Goal Completions	Goal Value
	29,854 % of Total: 100.00% (29,854)	30,013 % of Total: 100.03% (30,004)	40,081 % of Total: 100.00% (40,081)	69.19% Avg for View: 69.19% (0.00%)	2.62 Avg for View: 2.62 (0.00%)	00:01:34 Avg for View: 00:01:34 (0.00%)	0.00% Avg for View: 0.00% (0.00%)	0 % of Total: 0.00% (0)	\$0.00 % of Total: 0.00% (0.00)
1. Chrome	15,703 (52.56%)	15,835 (52.76%)	22,768 (56.80%)	67.38%	2.88	00:01:48	0.00%	0 (0.00%)	\$0.00 (0.00%)
2. Safari	6,924 (23.17%)	6,955 (23.17%)	8,417 (21.00%)	68.69%	2.29	00:01:25	0.00%	0 (0.00%)	\$0.00 (0.00%)
3. Internet Explorer	2,060 (6.89%)	2,057 (6.85%)	2,115 (5.28%)	95.70%	1.65	00:00:20	0.00%	0 (0.00%)	\$0.00 (0.00%)
4. Edge	1,849 (6.19%)	1,838 (6.12%)	2,405 (6.00%)	58.75%	3.00	00:01:54	0.00%	0 (0.00%)	\$0.00 (0.00%)
5. Firefox	1,588 (5.31%)	1,577 (5.25%)	2,150 (5.36%)	64.19%	2.52	00:01:20	0.00%	0 (0.00%)	\$0.00 (0.00%)
6. Samsung Internet	407 (1.36%)	407 (1.36%)	750 (1.87%)	76.13%	2.21	00:01:09	0.00%	0 (0.00%)	\$0.00 (0.00%)
7. UC Browser	352 (1.18%)	352 (1.17%)	352 (0.88%)	98.86%	1.01	<00:00:01	0.00%	0 (0.00%)	\$0.00 (0.00%)
8. Safari (in-app)	276 (0.92%)	276 (0.92%)	289 (0.72%)	75.43%	1.64	00:00:37	0.00%	0 (0.00%)	\$0.00 (0.00%)
9. Android Webview	208 (0.70%)	207 (0.69%)	254 (0.63%)	73.62%	2.43	00:01:03	0.00%	0 (0.00%)	\$0.00 (0.00%)
10. Mozilla	185 (0.62%)	185 (0.62%)	185 (0.46%)	100.00%	1.00	00:00:00	0.00%	0 (0.00%)	\$0.00 (0.00%)

Rows 1 - 10 of 33

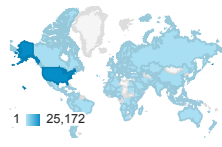
Location

All Users
100.00% Users

Jan 1, 2021 - Dec 12, 2021

Map Overlay

Summary



Country	Acquisition			Behavior			Conversions		
	Users	New Users	Sessions	Bounce Rate	Pages / Session	Avg. Session Duration	Goal Conversion Rate	Goal Completions	Goal Value
	29,854 % of Total: 100.00% (29,854)	30,013 % of Total: 100.03% (30,004)	40,081 % of Total: 100.00% (40,081)	69.19% Avg for View: 69.19% (0.00%)	2.62 Avg for View: 2.62 (0.00%)	00:01:34 Avg for View: 00:01:34 (0.00%)	0.00% Avg for View: 0.00% (0.00%)	0 % of Total: 0.00% (0)	\$0.00 % of Total: 0.00% (\$0.00)
1. United States	25,172 (84.13%)	25,294 (84.28%)	31,388 (78.31%)	65.70%	2.93	00:01:49	0.00%	0 (0.00%)	\$0.00 (0.00%)
2. China	707 (2.36%)	706 (2.35%)	1,203 (3.00%)	95.59%	1.08	00:00:06	0.00%	0 (0.00%)	\$0.00 (0.00%)
3. Canada	434 (1.45%)	431 (1.44%)	482 (1.20%)	88.80%	1.30	00:00:18	0.00%	0 (0.00%)	\$0.00 (0.00%)
4. Vietnam	353 (1.18%)	349 (1.16%)	628 (1.57%)	53.18%	3.41	00:04:16	0.00%	0 (0.00%)	\$0.00 (0.00%)
5. India	308 (1.03%)	308 (1.03%)	569 (1.42%)	71.88%	2.21	00:01:57	0.00%	0 (0.00%)	\$0.00 (0.00%)
6. United Kingdom	218 (0.73%)	216 (0.72%)	335 (0.84%)	77.91%	1.56	00:00:28	0.00%	0 (0.00%)	\$0.00 (0.00%)
7. Philippines	199 (0.67%)	194 (0.65%)	366 (0.91%)	61.48%	2.31	00:01:38	0.00%	0 (0.00%)	\$0.00 (0.00%)
8. Germany	191 (0.64%)	191 (0.64%)	312 (0.78%)	85.90%	1.38	00:00:17	0.00%	0 (0.00%)	\$0.00 (0.00%)
9. (not set)	158 (0.53%)	158 (0.53%)	290 (0.72%)	82.76%	1.20	00:00:04	0.00%	0 (0.00%)	\$0.00 (0.00%)
10. Brazil	116 (0.39%)	116 (0.39%)	216 (0.54%)	84.26%	1.25	00:00:05	0.00%	0 (0.00%)	\$0.00 (0.00%)
11. Nigeria	101 (0.34%)	101 (0.34%)	218 (0.54%)	87.61%	1.19	00:00:13	0.00%	0 (0.00%)	\$0.00 (0.00%)
12. France	94 (0.31%)	93 (0.31%)	191 (0.48%)	84.82%	1.21	00:00:03	0.00%	0 (0.00%)	\$0.00 (0.00%)
13. Sweden	89 (0.30%)	89 (0.30%)	116 (0.29%)	92.24%	1.15	00:00:05	0.00%	0 (0.00%)	\$0.00 (0.00%)
14. Japan	88 (0.29%)	84 (0.28%)	183 (0.46%)	81.97%	1.35	00:00:10	0.00%	0 (0.00%)	\$0.00 (0.00%)
15. Russia	87 (0.29%)	87 (0.29%)	178 (0.44%)	85.96%	1.17	00:00:02	0.00%	0 (0.00%)	\$0.00 (0.00%)
16. South Korea	78 (0.26%)	74 (0.25%)	147 (0.37%)	85.71%	1.29	00:00:20	0.00%	0 (0.00%)	\$0.00 (0.00%)
17. Mexico	72 (0.24%)	72 (0.24%)	197 (0.49%)	87.82%	1.27	00:00:31	0.00%	0 (0.00%)	\$0.00 (0.00%)
18. Italy	68 (0.23%)	68 (0.23%)	141 (0.35%)	78.01%	1.35	00:00:08	0.00%	0 (0.00%)	\$0.00 (0.00%)
19. Bangladesh	67 (0.22%)	67 (0.22%)	168 (0.42%)	85.12%	1.16	00:00:13	0.00%	0 (0.00%)	\$0.00 (0.00%)
20. Indonesia	60 (0.20%)	60 (0.20%)	175 (0.44%)	86.86%	1.22	00:00:21	0.00%	0 (0.00%)	\$0.00 (0.00%)
21. United Arab Emirates	59 (0.20%)	59 (0.20%)	76 (0.19%)	94.74%	1.05	00:00:05	0.00%	0 (0.00%)	\$0.00 (0.00%)
22. Spain	59 (0.20%)	59 (0.20%)	107 (0.27%)	70.09%	1.68	00:00:37	0.00%	0 (0.00%)	\$0.00 (0.00%)
23. Ukraine	59 (0.20%)	59 (0.20%)	96 (0.24%)	90.62%	1.10	00:00:04	0.00%	0 (0.00%)	\$0.00 (0.00%)

24.	Australia	49 (0.16%)	49 (0.16%)	61 (0.15%)	65.57%	1.52	00:00:22	0.00%	0 (0.00%)	\$0.00 (0.00%)
25.	Turkey	46 (0.15%)	46 (0.15%)	108 (0.27%)	81.48%	1.24	00:00:03	0.00%	0 (0.00%)	\$0.00 (0.00%)

Rows 1 - 25 of 146

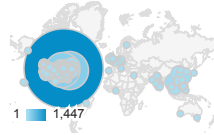
Location

All Users
100.00% Users

Jun 27, 2021 - Sep 21, 2021

Map Overlay

Summary



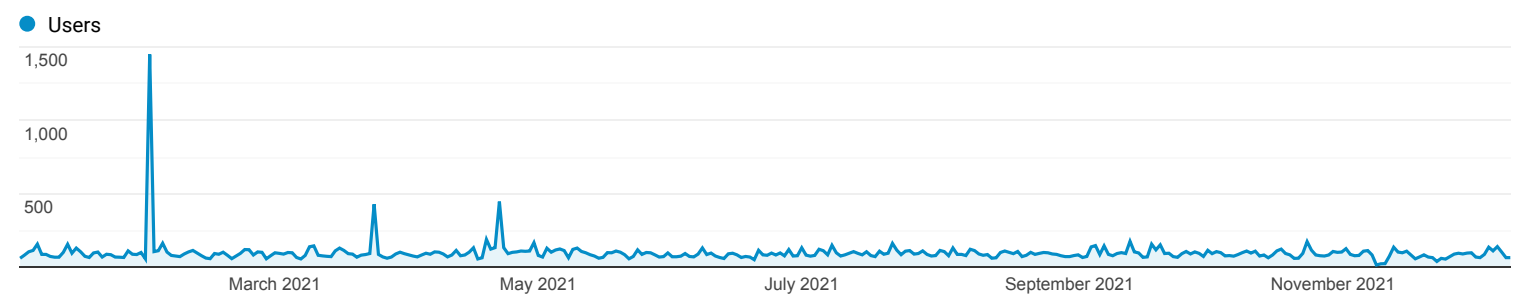
City	Acquisition			Behavior			Conversions		
	Users	New Users	Sessions	Bounce Rate	Pages / Session	Avg. Session Duration	Goal Conversion Rate	Goal Completions	Goal Value
	7,519 % of Total: 100.00% (7,519)	7,368 % of Total: 100.04% (7,365)	9,062 % of Total: 100.00% (9,062)	67.71% Avg for View: 67.71% (0.00%)	3.06 Avg for View: 3.06 (0.00%)	00:02:00 Avg for View: 00:02:00 (0.00%)	0.00% Avg for View: 0.00% (0.00%)	0 % of Total: 0.00% (0)	\$0.00 % of Total: 0.00% (\$0.00)
1. Chicago	1,447 (18.84%)	1,419 (19.26%)	1,573 (17.36%)	81.37%	1.75	00:00:48	0.00%	0 (0.00%)	\$0.00 (0.00%)
2. (not set)	415 (5.40%)	400 (5.43%)	437 (4.82%)	75.97%	1.99	00:01:15	0.00%	0 (0.00%)	\$0.00 (0.00%)
3. Ashburn	303 (3.95%)	302 (4.10%)	303 (3.34%)	97.69%	1.06	00:00:01	0.00%	0 (0.00%)	\$0.00 (0.00%)
4. Springfield	280 (3.65%)	251 (3.41%)	476 (5.25%)	46.64%	9.30	00:07:13	0.00%	0 (0.00%)	\$0.00 (0.00%)
5. St. Louis	101 (1.32%)	98 (1.33%)	116 (1.28%)	68.97%	2.13	00:01:05	0.00%	0 (0.00%)	\$0.00 (0.00%)
6. Hanoi	70 (0.91%)	65 (0.88%)	173 (1.91%)	50.87%	3.98	00:06:19	0.00%	0 (0.00%)	\$0.00 (0.00%)
7. Peoria	69 (0.90%)	62 (0.84%)	95 (1.05%)	61.05%	3.46	00:02:16	0.00%	0 (0.00%)	\$0.00 (0.00%)
8. Shanghai	60 (0.78%)	60 (0.81%)	60 (0.66%)	96.67%	1.03	<00:00:01	0.00%	0 (0.00%)	\$0.00 (0.00%)
9. Decatur	53 (0.69%)	50 (0.68%)	58 (0.64%)	79.31%	1.60	00:00:50	0.00%	0 (0.00%)	\$0.00 (0.00%)
10. Bloomington	49 (0.64%)	45 (0.61%)	56 (0.62%)	57.14%	2.61	00:02:05	0.00%	0 (0.00%)	\$0.00 (0.00%)
11. Champaign	49 (0.64%)	43 (0.58%)	60 (0.66%)	56.67%	2.73	00:01:37	0.00%	0 (0.00%)	\$0.00 (0.00%)
12. Washington	48 (0.62%)	45 (0.61%)	62 (0.68%)	62.90%	2.11	00:01:02	0.00%	0 (0.00%)	\$0.00 (0.00%)
13. Indianapolis	47 (0.61%)	45 (0.61%)	50 (0.55%)	62.00%	2.84	00:02:25	0.00%	0 (0.00%)	\$0.00 (0.00%)
14. Madison	47 (0.61%)	45 (0.61%)	53 (0.58%)	60.38%	2.38	00:00:43	0.00%	0 (0.00%)	\$0.00 (0.00%)
15. Montreal	44 (0.57%)	44 (0.60%)	44 (0.49%)	100.00%	1.00	00:00:00	0.00%	0 (0.00%)	\$0.00 (0.00%)
16. Springfield	42 (0.55%)	38 (0.52%)	49 (0.54%)	69.39%	3.73	00:02:14	0.00%	0 (0.00%)	\$0.00 (0.00%)
17. Rockford	40 (0.52%)	37 (0.50%)	67 (0.74%)	76.12%	1.91	00:00:22	0.00%	0 (0.00%)	\$0.00 (0.00%)
18. New York	40 (0.52%)	39 (0.53%)	41 (0.45%)	56.10%	2.76	00:01:03	0.00%	0 (0.00%)	\$0.00 (0.00%)
19. Zhengzhou	39 (0.51%)	39 (0.53%)	39 (0.43%)	97.44%	1.03	<00:00:01	0.00%	0 (0.00%)	\$0.00 (0.00%)
20. Edwardsville	39 (0.51%)	35 (0.48%)	46 (0.51%)	73.91%	1.78	00:00:58	0.00%	0 (0.00%)	\$0.00 (0.00%)
21. Naperville	38 (0.49%)	37 (0.50%)	56 (0.62%)	51.79%	5.30	00:03:06	0.00%	0 (0.00%)	\$0.00 (0.00%)
22. Los Angeles	37 (0.48%)	36 (0.49%)	39 (0.43%)	76.92%	1.56	00:02:26	0.00%	0 (0.00%)	\$0.00 (0.00%)
23. Minneapolis	37 (0.48%)	37 (0.50%)	43 (0.47%)	65.12%	2.44	00:01:27	0.00%	0 (0.00%)	\$0.00 (0.00%)

Audience Overview

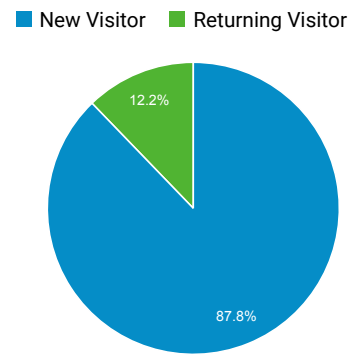
All Users
100.00% Users

Jan 1, 2021 - Dec 12, 2021

Overview



Users 29,854	New Users 30,004	Sessions 40,081
Number of Sessions per User 1.34	Pageviews 105,136	Pages / Session 2.62
Avg. Session Duration 00:01:34	Bounce Rate 69.19%	



Language	Users	% Users
1. en-us	26,638	89.13%
2. en-gb	745	2.49%
3. en	546	1.83%
4. zh-cn	401	1.34%
5. vi-vn	171	0.57%
6. c	94	0.31%
7. vi	90	0.30%
8. fr-fr	88	0.29%
9. de-de	79	0.26%
10. de	74	0.25%